

Instructions on How to Access the Accessible Core Courses

In order to access the accessibility files please follow these instructions

[Click Here for Accessible Courses](#)

1. Click on the button “Click here for Accessible Core Courses” from the APS home page.
2. Click on the desired course name. For Example – Action Planning for Prevention and Recovery.



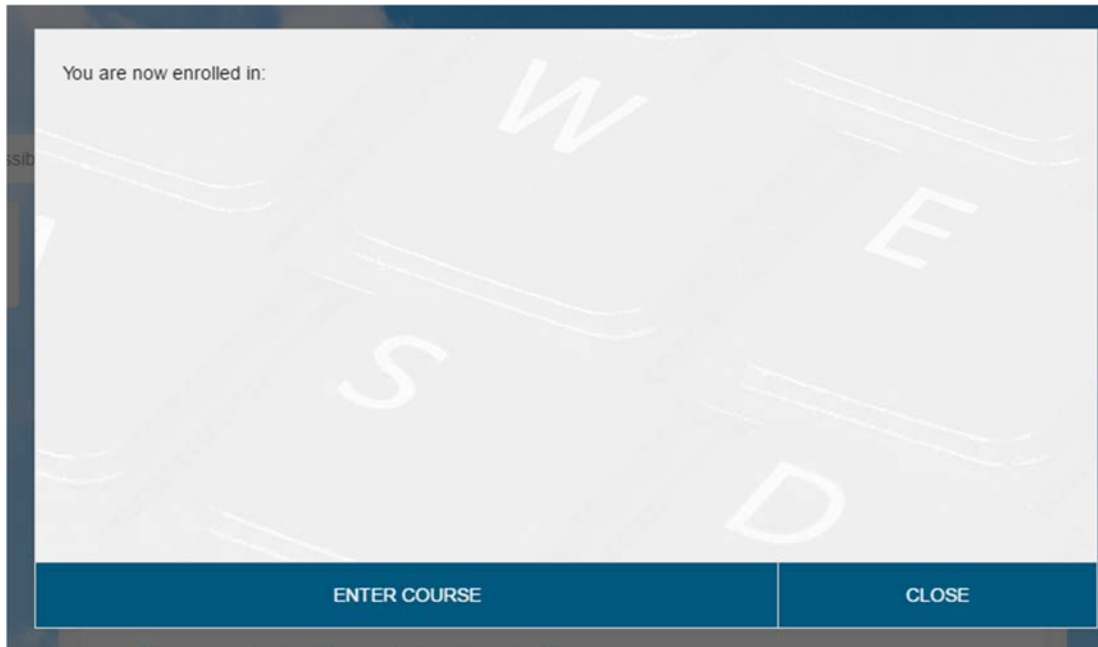
A window will pop up that provides a brief description of the course.

Action Planning for Prevention and Recovery

There are many different types of self-help plans, including relapse prevention, wellness, advance directive, and crisis management plans that are created by people for their own use in different stages of recovery. The Wellness Recovery Action Plan (WRAP™) is a popular example of a self-help plan. This course contains an overview of self-help plans, the elements of a plan, the process of creating a plan, and strategies for working with others on creating a plan for themselves. Similar to the integrity of having a lived experience of recovery before becoming a peer support provider, there is value and integrity in creating one's personal self-help plan before attempting to support others in that process.

[ENROLL ME](#) [CLOSE](#)


3. Click on “Enroll Me”. This will allow you to enter the course and access the materials.




4. Click on "Enter Course".
5. You will then view the accessibility page that contains three resources:
 - a. PDF File (contains the printable PDF document of the entire course)
 - b. Video Transcripts (contains the transcripts of videos contained in the course)
 - c. List of External URLs (contains the list of external resources contained in the course)

Action Planning for Prevention and Recovery


After working through this online module, you will need to complete a **posttest** and a **course evaluation** in order to print your **completion certificate**



PDF Files



Video Transcripts



List of External URLs

Important note: *Here are the links to access the post test and course evaluation.*

[Post Test](#)
[Course Evaluation](#)

Please note: In order to obtain your certificate of completion for any of the courses viewed in the accessibility mode, you have to complete and pass the post-tests. You must also complete the course evaluation to receive a certificate and see the course name appear as completed on your Dashboard.